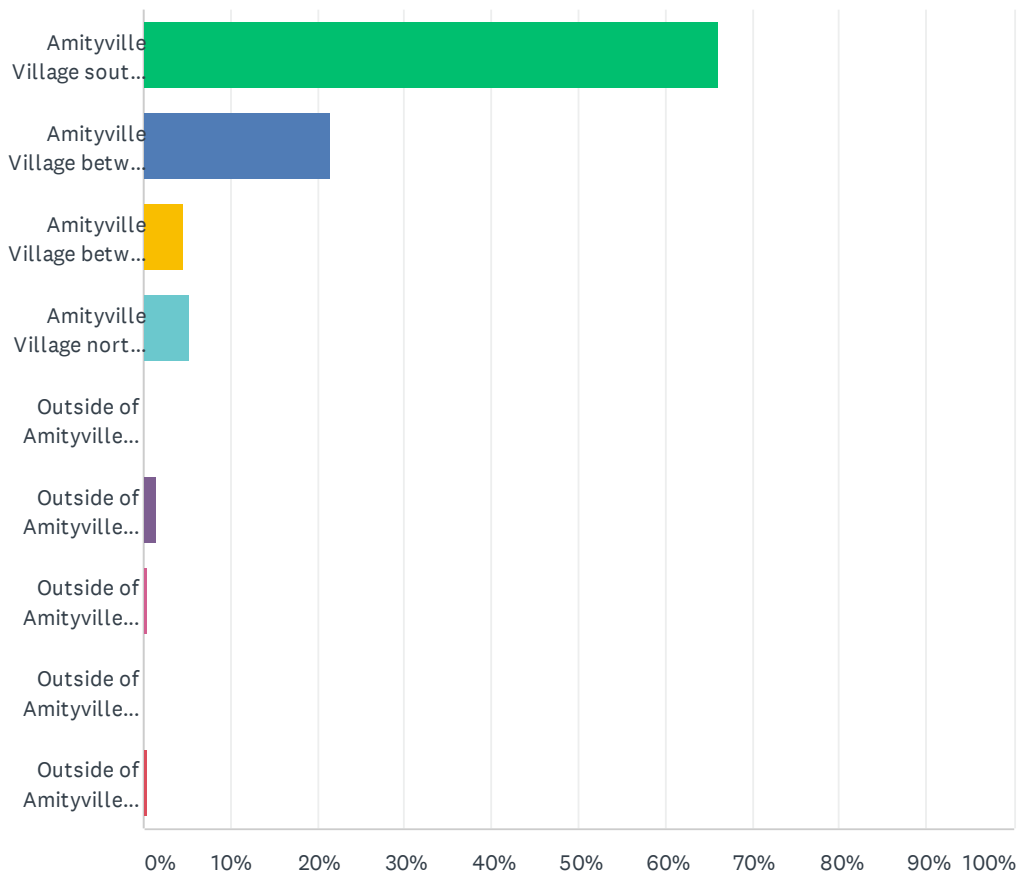


Q1 In which Amityville neighborhood do you live?

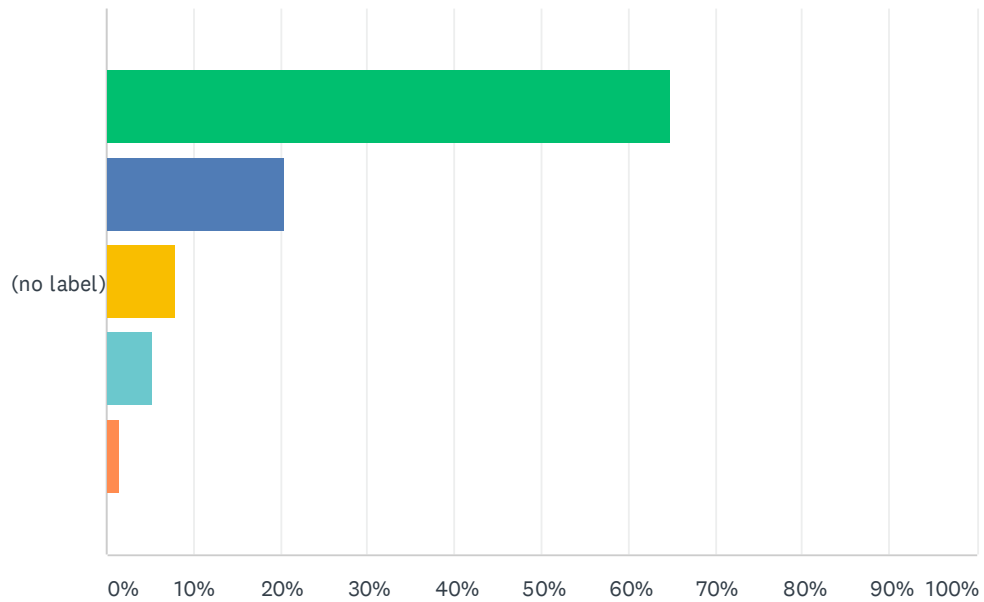
Answered: 213 Skipped: 2



ANSWER CHOICES	RESPONSES	
Amityville Village south of Merrick Road	66.20%	141
Amityville Village between Merrick Road and Oak Street	21.60%	46
Amityville Village between Oak Street and Sunrise Highway	4.69%	10
Amityville Village north of Sunrise Highway	5.16%	11
Outside of Amityville Village in East Massapequa	0.00%	0
Outside of Amityville Village in North Amityville	1.41%	3
Outside of Amityville Village in Copiague	0.47%	1
Outside of Amityville Village in Amity Harbor	0.00%	0
Outside of Amityville Village elsewhere	0.47%	1
TOTAL		213

Q2 In general, how satisfied are you with the Amityville Police Department?

Answered: 214 Skipped: 1

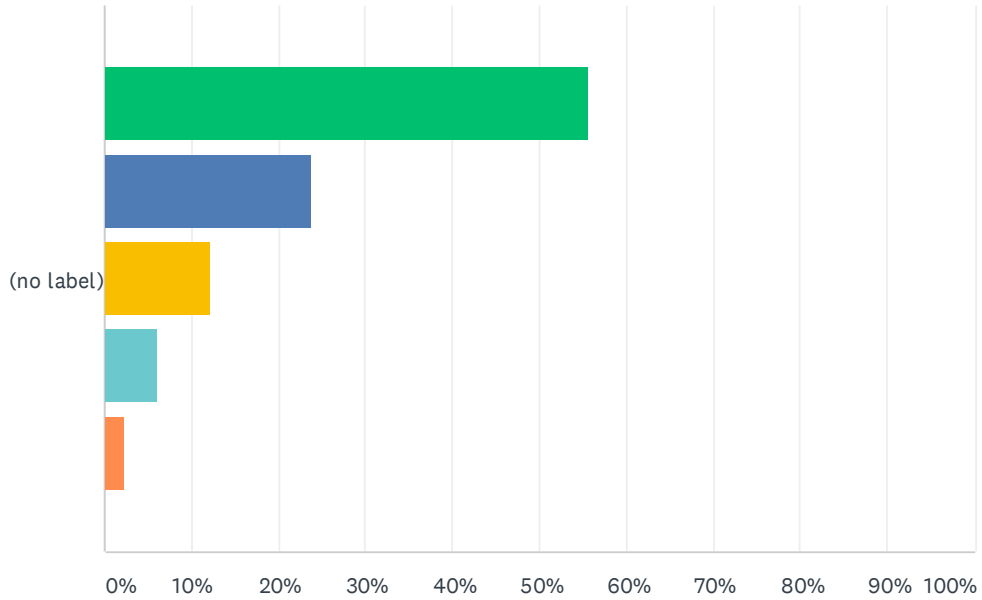


■ Very Satisfied
 ■ Satisfied
 ■ Somewhat Satisfied
 ■ Not Very Satisfied
 ■ Dissatisfied

	VERY SATISFIED	SATISFIED	SOMEWHAT SATISFIED	NOT VERY SATISFIED	DISSATISFIED	TOTAL	WEIGHTED AVERAGE
(no label)	64.95% 139	20.56% 44	7.94% 17	5.14% 11	1.40% 3	214	1.57

Q3 How satisfied are you with the Amityville Police Department's enforcement of state and local laws (i.e. traffic, crime and local Village codes)?

Answered: 214 Skipped: 1

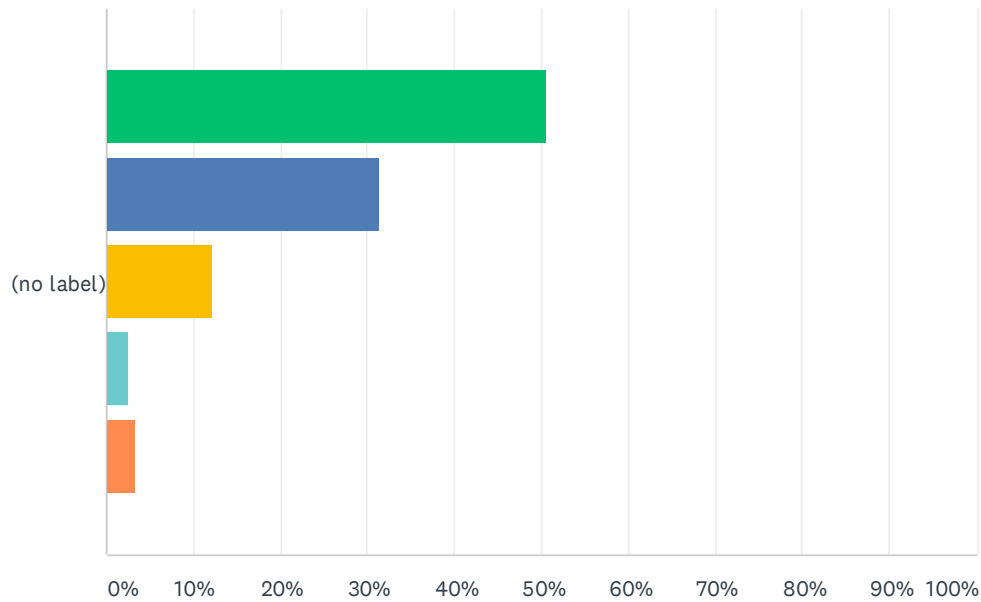


■ Very Satisfied
 ■ Satisfied
 ■ Somewhat Satisfied
 ■ Not Very Satisfied
■ Dissatisfied

	VERY SATISFIED	SATISFIED	SOMEWHAT SATISFIED	NOT VERY SATISFIED	DISSATISFIED	TOTAL	WEIGHTED AVERAGE
(no label)	55.61% 119	23.83% 51	12.15% 26	6.07% 13	2.34% 5	214	1.76

Q4 How satisfied are you with police enforcement of COVID-19 safety restrictions?

Answered: 207 Skipped: 8

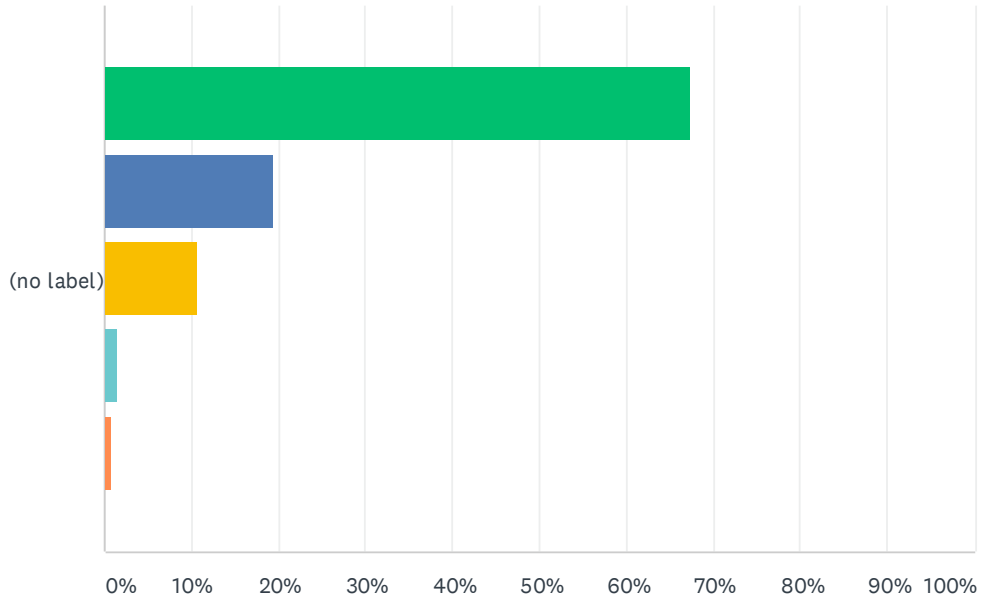


■ Very Satisfied
 ■ Satisfied
 ■ Somewhat Satisfied
 ■ Not Very Satisfied
■ Dissatisfied

	VERY SATISFIED	SATISFIED	SOMEWHAT SATISFIED	NOT VERY SATISFIED	DISSATISFIED	TOTAL	WEIGHTED AVERAGE
(no label)	50.72% 105	31.40% 65	12.08% 25	2.42% 5	3.38% 7	207	1.76

Q5 I feel safe in the Village of Amityville.

Answered: 215 Skipped: 0

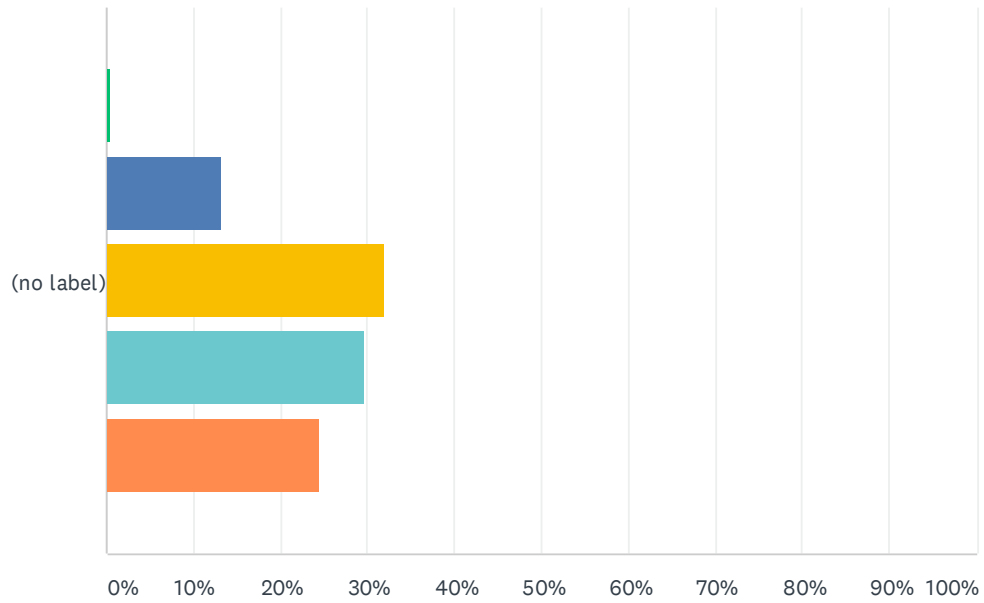


■ Strongly Agree
 ■ Agree
 ■ Neutral
 ■ Disagree
 ■ Strongly Disagree

	STRONGLY AGREE	AGREE	NEUTRAL	DISAGREE	STRONGLY DISAGREE	TOTAL	WEIGHTED AVERAGE
(no label)	67.44% 145	19.53% 42	10.70% 23	1.40% 3	0.93% 2	215	1.49

Q6 I believe crime is a problem in the Village of Amityville.

Answered: 212 Skipped: 3

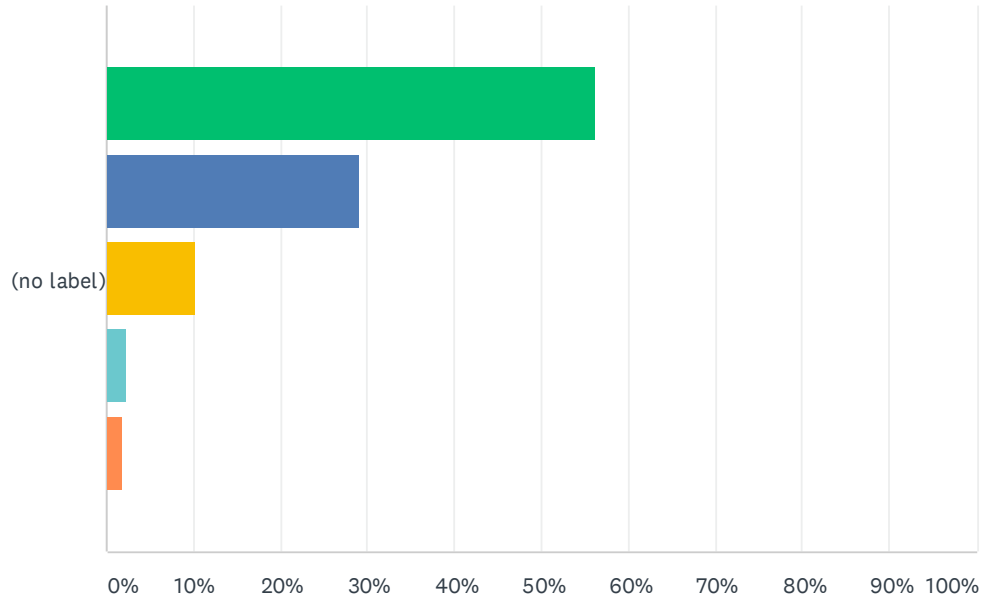


■ Strongly Agree
 ■ Agree
 ■ Neutral
 ■ Disagree
 ■ Strongly Disagree

	STRONGLY AGREE	AGREE	NEUTRAL	DISAGREE	STRONGLY DISAGREE	TOTAL	WEIGHTED AVERAGE
(no label)	0.47%	13.21%	32.08%	29.72%	24.53%	212	3.65
	1	28	68	63	52		

Q7 How would you describe the relationship between the Amityville Police Department and residents of your neighborhood?

Answered: 213 Skipped: 2

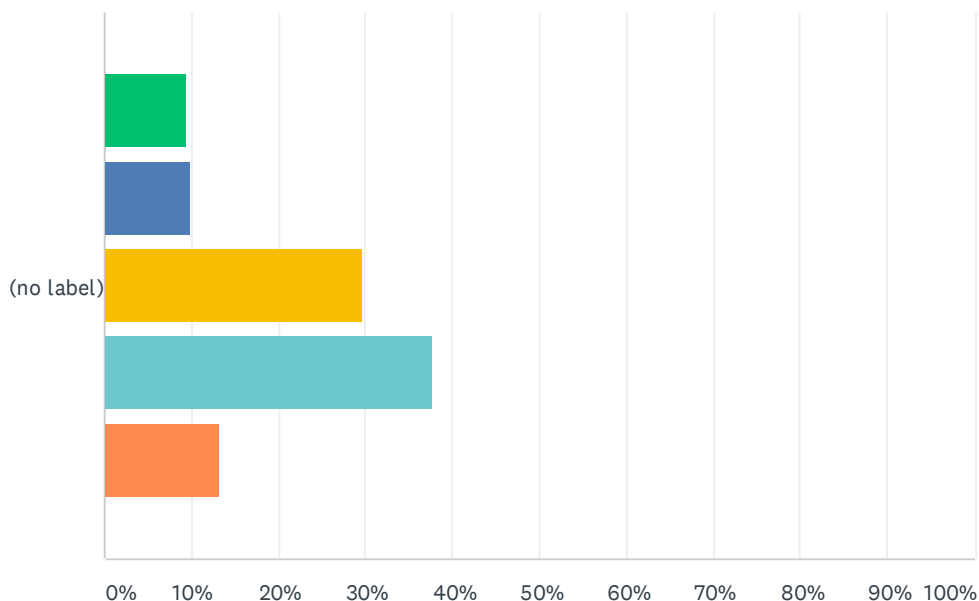


■ Excellent
 ■ Good
 ■ Fair
 ■ Poor
 ■ Very Poor

	EXCELLENT	GOOD	FAIR	POOR	VERY POOR	TOTAL	WEIGHTED AVERAGE
(no label)	56.34%	29.11%	10.33%	2.35%	1.88%	213	1.64
	120	62	22	5	4		

Q8 When was your most recent contact with the Amityville Police Department?

Answered: 212 Skipped: 3

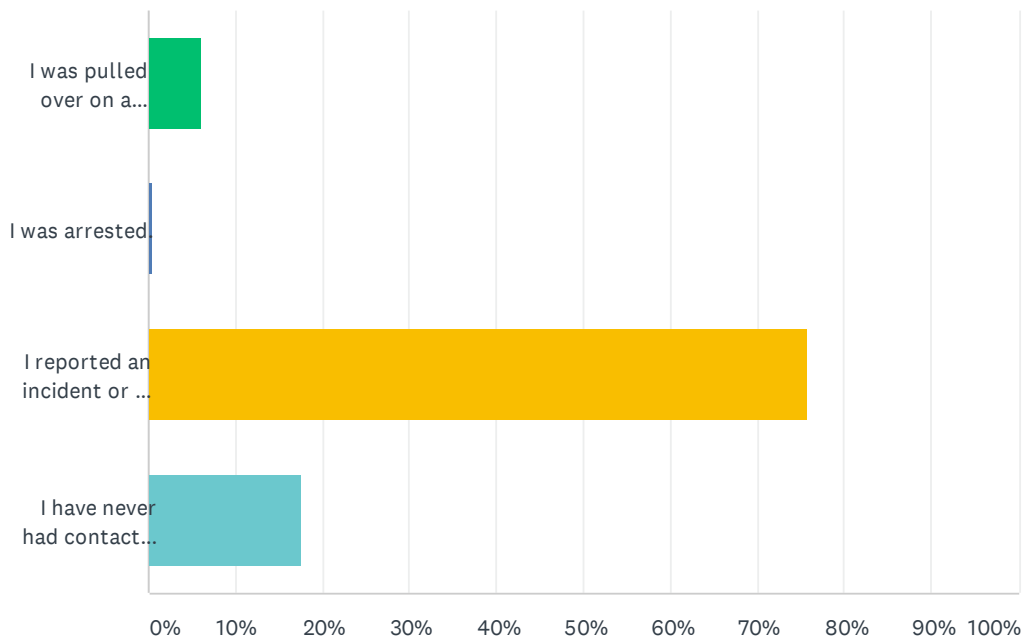


■ Within the last week
 ■ Within the last month
 ■ More than a month ago
■ More than a year ago
 ■ Never

	WITHIN THE LAST WEEK	WITHIN THE LAST MONTH	MORE THAN A MONTH AGO	MORE THAN A YEAR AGO	NEVER	TOTAL	WEIGHTED AVERAGE
(no label)	9.43% 20	9.91% 21	29.72% 63	37.74% 80	13.21% 28	212	3.35

Q9 What was the reason for your most recent contact with the Amityville Police Department?

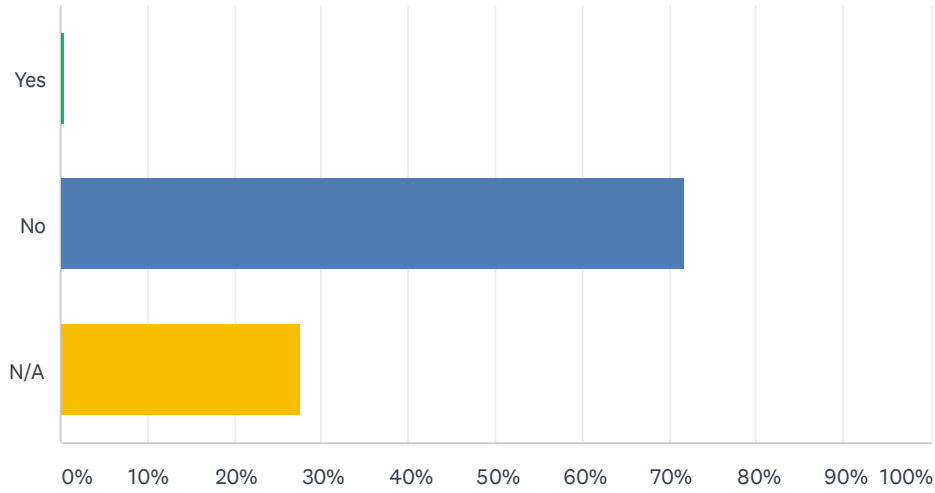
Answered: 198 Skipped: 17



ANSWER CHOICES	RESPONSES	
I was pulled over on a traffic stop.	6.06%	12
I was arrested.	0.51%	1
I reported an incident or was involved in an incident.	75.76%	150
I have never had contact with the Amityville Police Department.	17.68%	35
TOTAL		198

Q10 During your most recent contact with the Amityville Police Department, did you request language assistance?

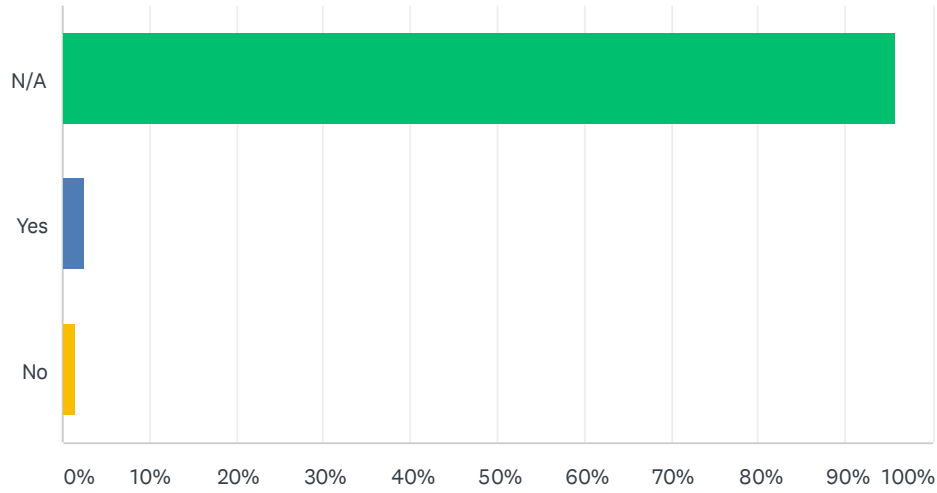
Answered: 213 Skipped: 2



ANSWER CHOICES	RESPONSES	
Yes	0.47%	1
No	71.83%	153
N/A	27.70%	59
TOTAL		213

Q11 If so, were you satisfied with the language assistance?

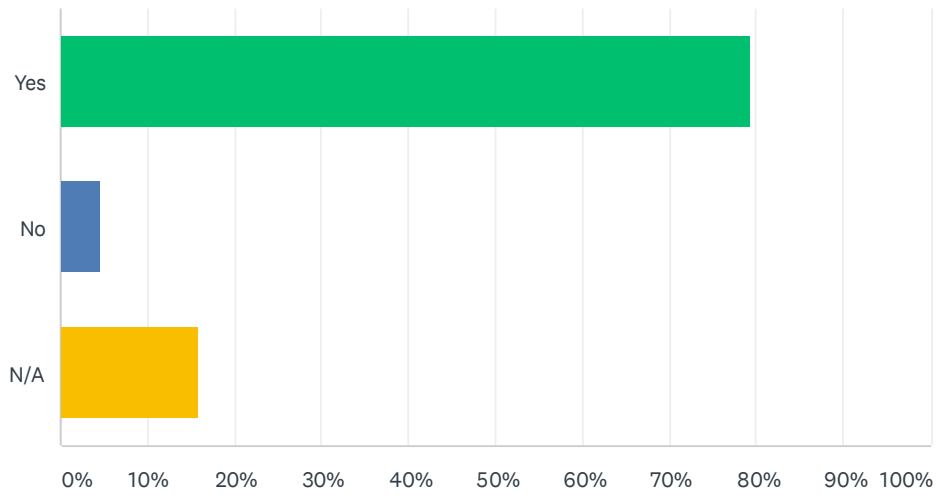
Answered: 195 Skipped: 20



ANSWER CHOICES	RESPONSES	
N/A	95.90%	187
Yes	2.56%	5
No	1.54%	3
TOTAL		195

Q12 Based on your most recent contact with the Amityville Police Department, do you feel you were treated with respect?

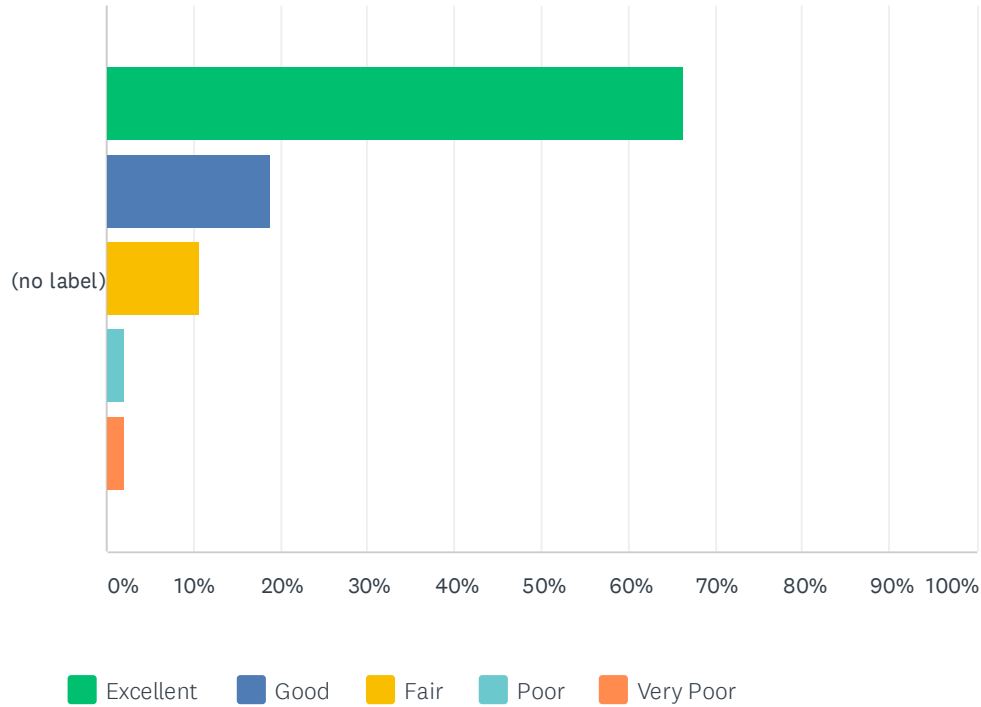
Answered: 213 Skipped: 2



ANSWER CHOICES		RESPONSES	
Yes		79.34%	169
No		4.69%	10
N/A		15.96%	34
TOTAL			213

Q13 During your most recent contact with the Amityville Police Department, what was your overall level of satisfaction?

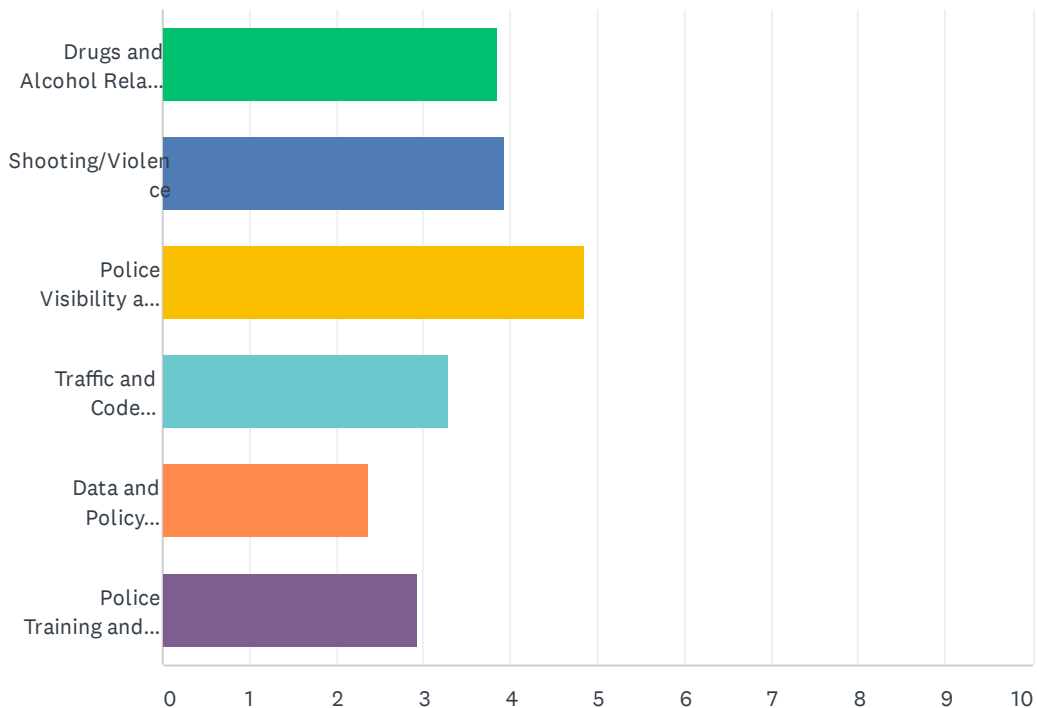
Answered: 196 Skipped: 19



	EXCELLENT	GOOD	FAIR	POOR	VERY POOR	TOTAL	WEIGHTED AVERAGE
(no label)	66.33%	18.88%	10.71%	2.04%	2.04%	196	1.55
	130	37	21	4	4		

Q14 Please rank the police issues you feel are most important to you.

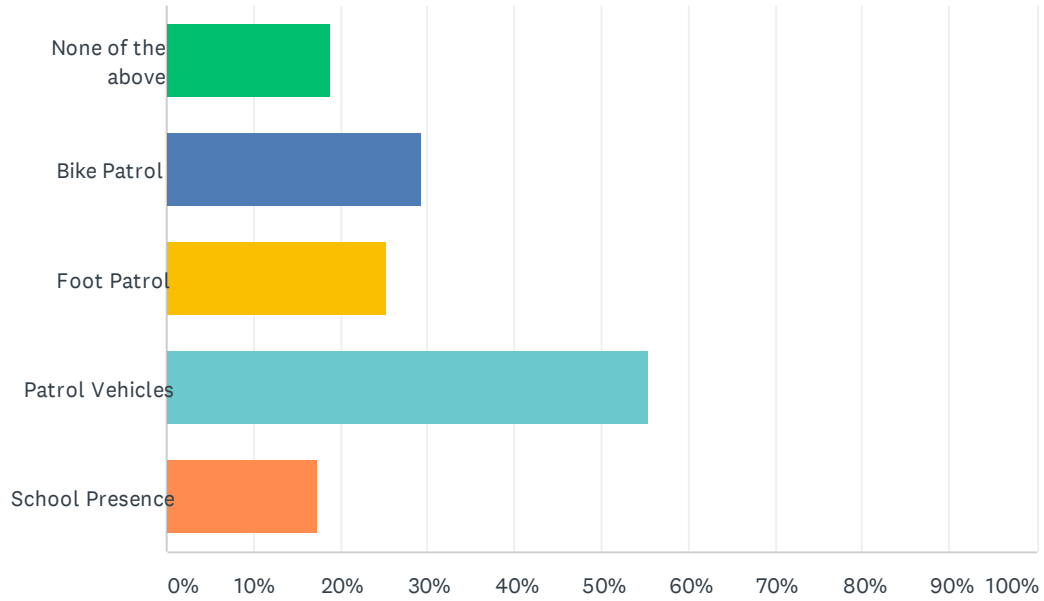
Answered: 206 Skipped: 9



	1	2	3	4	5	6	TOTAL	SCORE
Drugs and Alcohol Related Incidents	7.78% 14	28.33% 51	25.56% 46	20.56% 37	14.44% 26	3.33% 6	180	3.84
Shooting/Violence	24.29% 43	19.77% 35	17.51% 31	14.69% 26	11.30% 20	12.43% 22	177	3.94
Police Visibility and Response Time	47.69% 93	17.95% 35	20.00% 39	5.64% 11	4.62% 9	4.10% 8	195	4.86
Traffic and Code Enforcement	7.94% 15	16.93% 32	15.34% 29	30.16% 57	13.76% 26	15.87% 30	189	3.28
Data and Policy Transparency	4.89% 9	9.24% 17	5.98% 11	12.50% 23	31.52% 58	35.87% 66	184	2.36
Police Training and Accountability	12.90% 24	8.60% 16	13.44% 25	15.05% 28	22.58% 42	27.42% 51	186	2.92

Q15 Which Police Department services would you like to see increased?

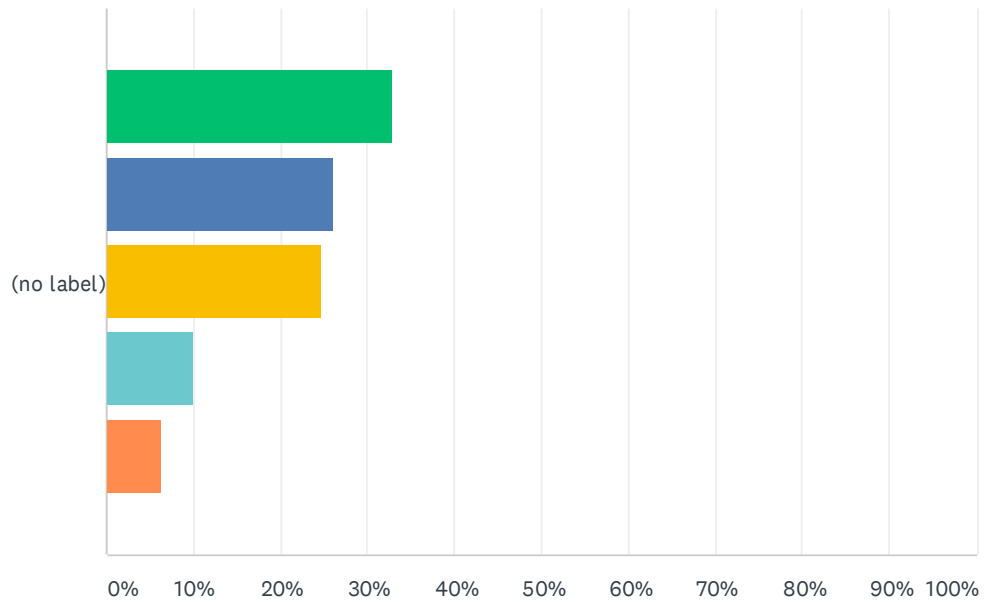
Answered: 202 Skipped: 13



ANSWER CHOICES	RESPONSES	
None of the above	18.81%	38
Bike Patrol	29.21%	59
Foot Patrol	25.25%	51
Patrol Vehicles	55.45%	112
School Presence	17.33%	35
Total Respondents: 202		

Q16 The Amityville Police Department reflects the diversity of the community it serves?

Answered: 210 Skipped: 5

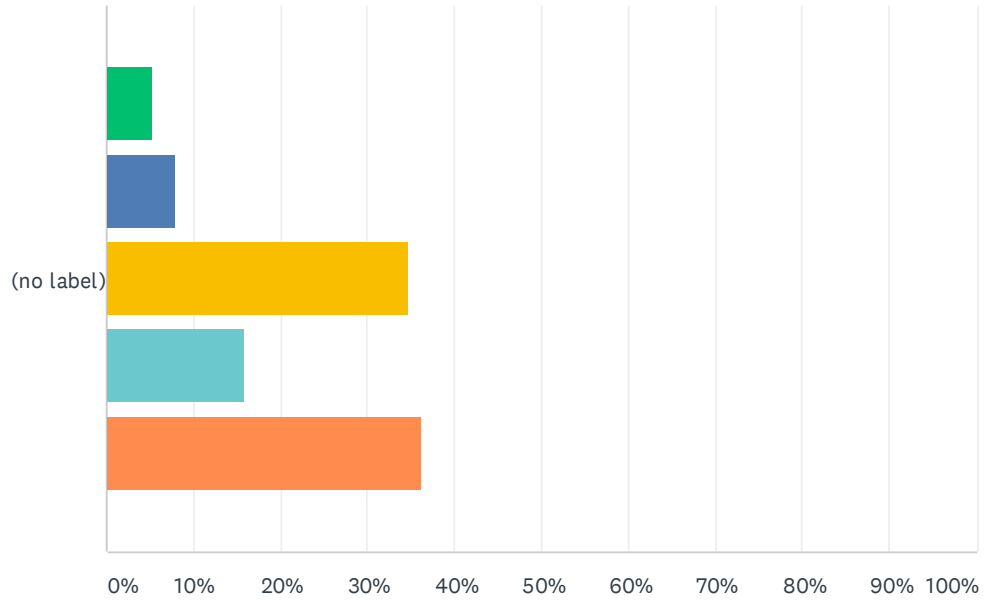


■ Strongly Agree
 ■ Agree
 ■ Neutral
 ■ Disagree
 ■ Strongly Disagree

	STRONGLY AGREE	AGREE	NEUTRAL	DISAGREE	STRONGLY DISAGREE	TOTAL	WEIGHTED AVERAGE
(no label)	32.86% 69	26.19% 55	24.76% 52	10.00% 21	6.19% 13	210	2.30

Q17 Racial profiling exists within the Amityville Police Department.

Answered: 213 Skipped: 2

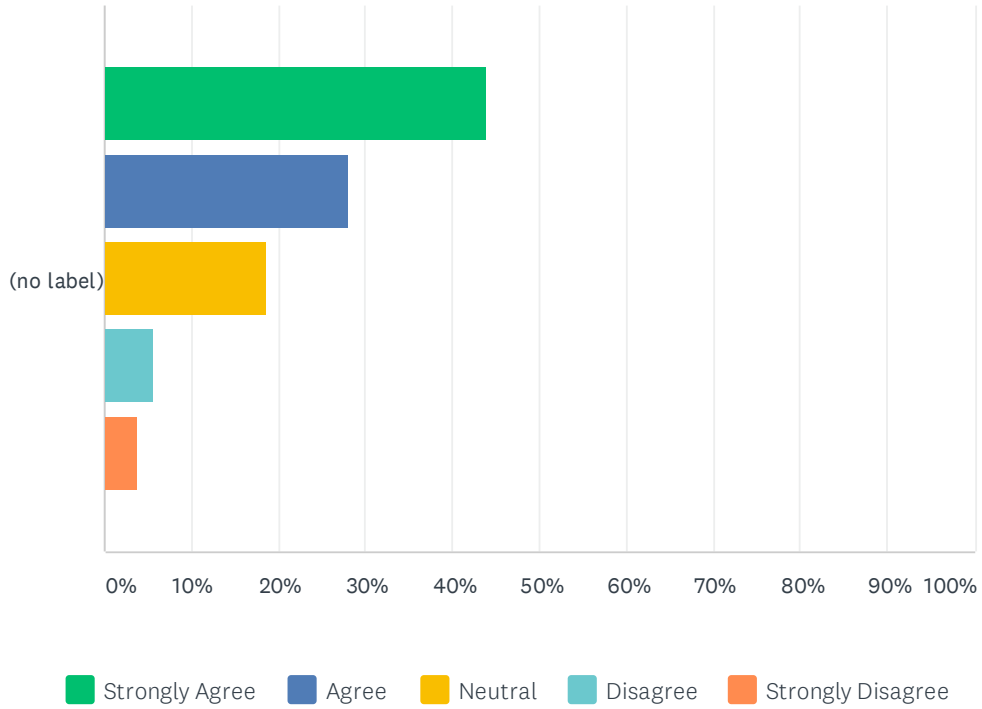


■ Strongly Agree
 ■ Agree
 ■ Neutral
 ■ Disagree
 ■ Strongly Disagree

	STRONGLY AGREE	AGREE	NEUTRAL	DISAGREE	STRONGLY DISAGREE	TOTAL	WEIGHTED AVERAGE
(no label)	5.16% 11	7.98% 17	34.74% 74	15.96% 34	36.15% 77	213	3.70

Q18 The Amityville Police Department can be trusted to make non-biased decisions for the residents of my neighborhood.

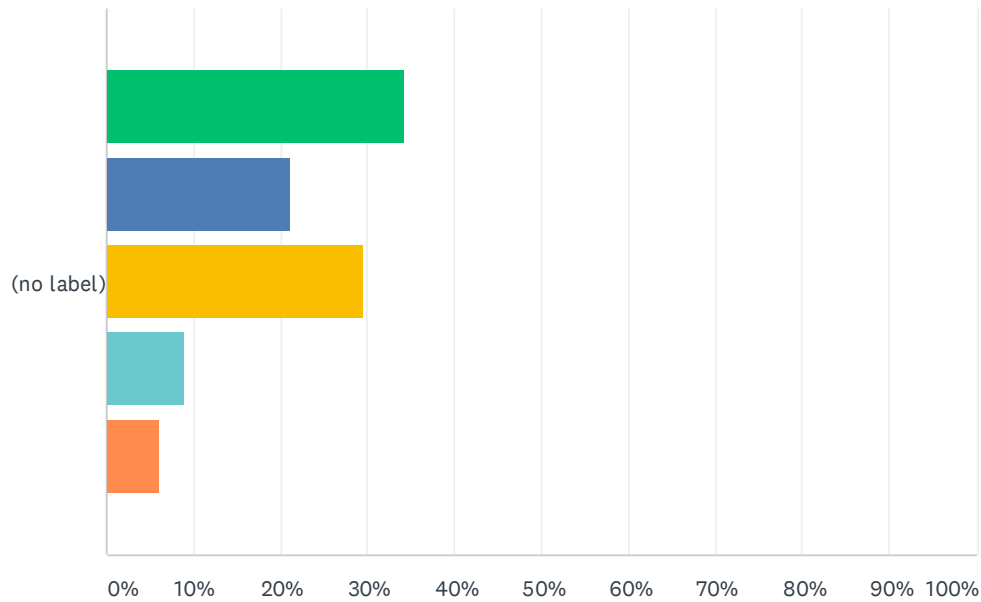
Answered: 214 Skipped: 1



	STRONGLY AGREE	AGREE	NEUTRAL	DISAGREE	STRONGLY DISAGREE	TOTAL	WEIGHTED AVERAGE
(no label)	43.93% 94	28.04% 60	18.69% 40	5.61% 12	3.74% 8	214	1.97

Q19 The Amityville Police Department will handle and fully investigate a complaint against one of their own officers for misconduct.

Answered: 213 Skipped: 2

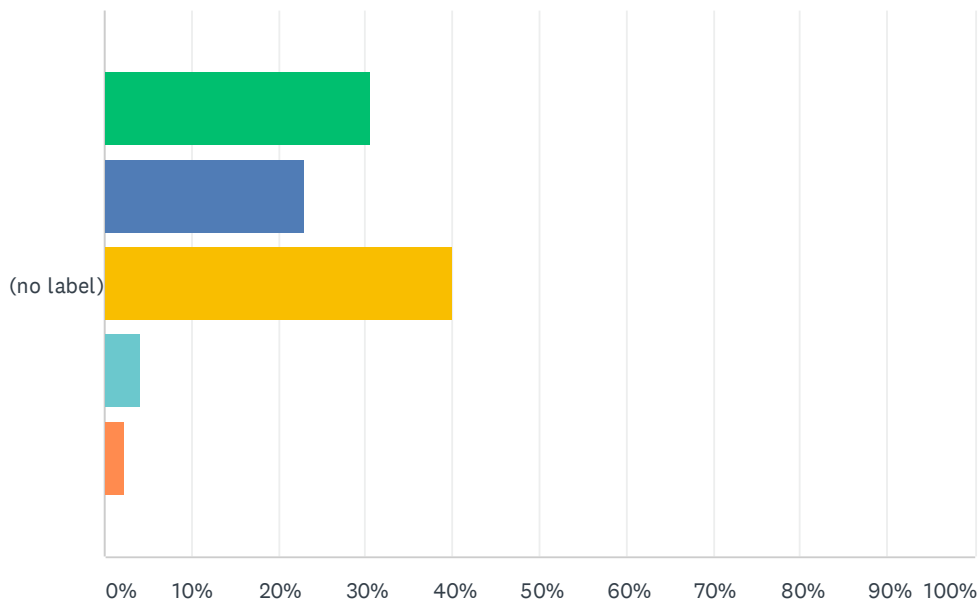


■ Strongly Agree
 ■ Agree
 ■ Neutral
 ■ Disagree
 ■ Strongly Disagree

	STRONGLY AGREE	AGREE	NEUTRAL	DISAGREE	STRONGLY DISAGREE	TOTAL	WEIGHTED AVERAGE
(no label)	34.27% 73	21.13% 45	29.58% 63	8.92% 19	6.10% 13	213	2.31

Q20 The Amityville Police Department is working towards improving relations with minority communities.

Answered: 213 Skipped: 2

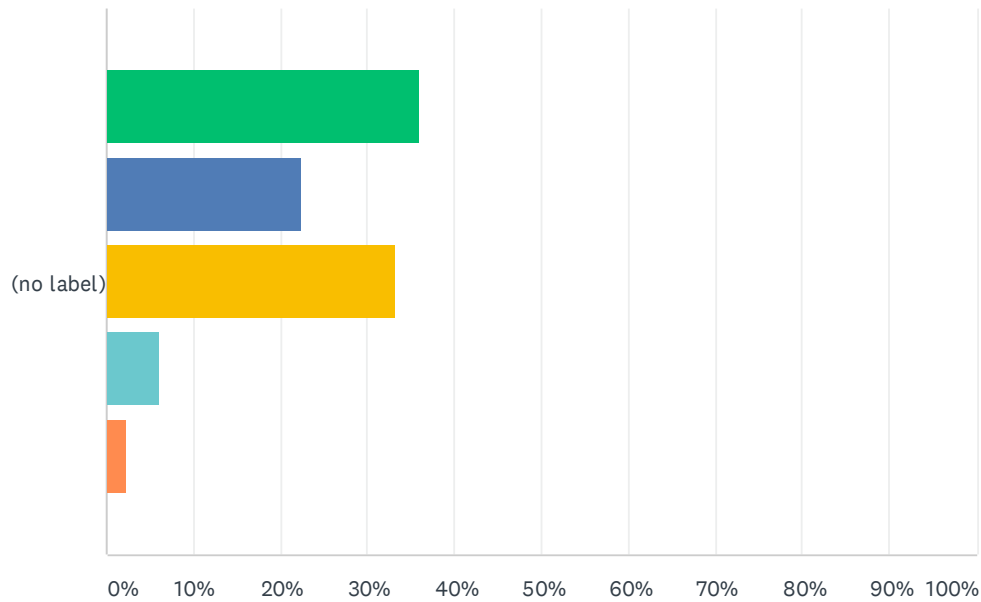


■ Strongly Agree
 ■ Agree
 ■ Neutral
 ■ Disagree
 ■ Strongly Disagree

	STRONGLY AGREE	AGREE	NEUTRAL	DISAGREE	STRONGLY DISAGREE	TOTAL	WEIGHTED AVERAGE
(no label)	30.52% 65	23.00% 49	39.91% 85	4.23% 9	2.35% 5	213	2.25

Q21 Minority residents of my neighborhood are treated equally to other residents when dealing with the Police.

Answered: 214 Skipped: 1

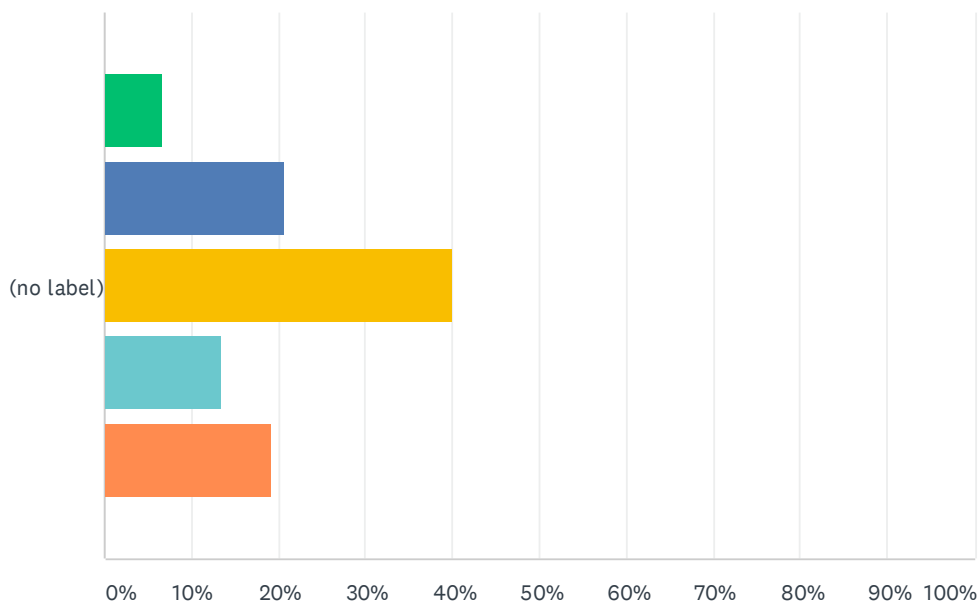


■ Strongly Agree
 ■ Agree
 ■ Neutral
 ■ Disagree
 ■ Strongly Disagree

	STRONGLY AGREE	AGREE	NEUTRAL	DISAGREE	STRONGLY DISAGREE	TOTAL	WEIGHTED AVERAGE
(no label)	35.98% 77	22.43% 48	33.18% 71	6.07% 13	2.34% 5	214	2.16

Q22 There are areas within the Amityville Police Department and its policies that need to be changed.

Answered: 208 Skipped: 7

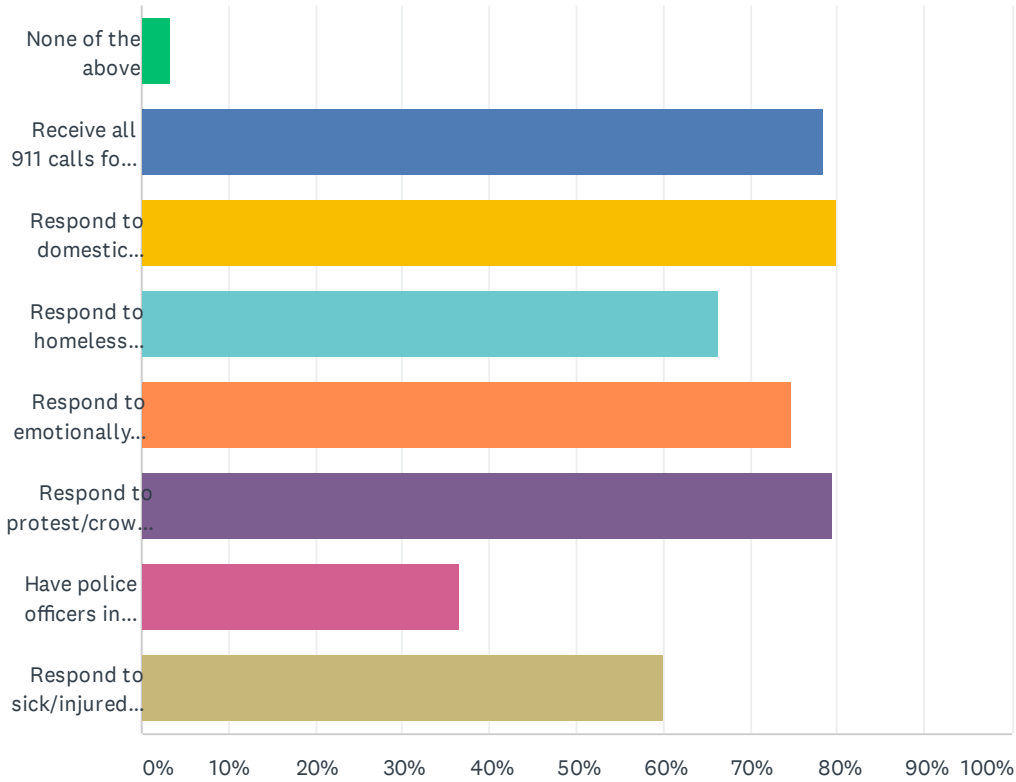


■ Strongly Agree
 ■ Agree
 ■ Neutral
 ■ Disagree
 ■ Strongly Disagree

	STRONGLY AGREE	AGREE	NEUTRAL	DISAGREE	STRONGLY DISAGREE	TOTAL	WEIGHTED AVERAGE
(no label)	6.73%	20.67%	39.90%	13.46%	19.23%	208	3.18
	14	43	83	28	40		

Q23 Which services do you feel the Amityville Police Department should provide?

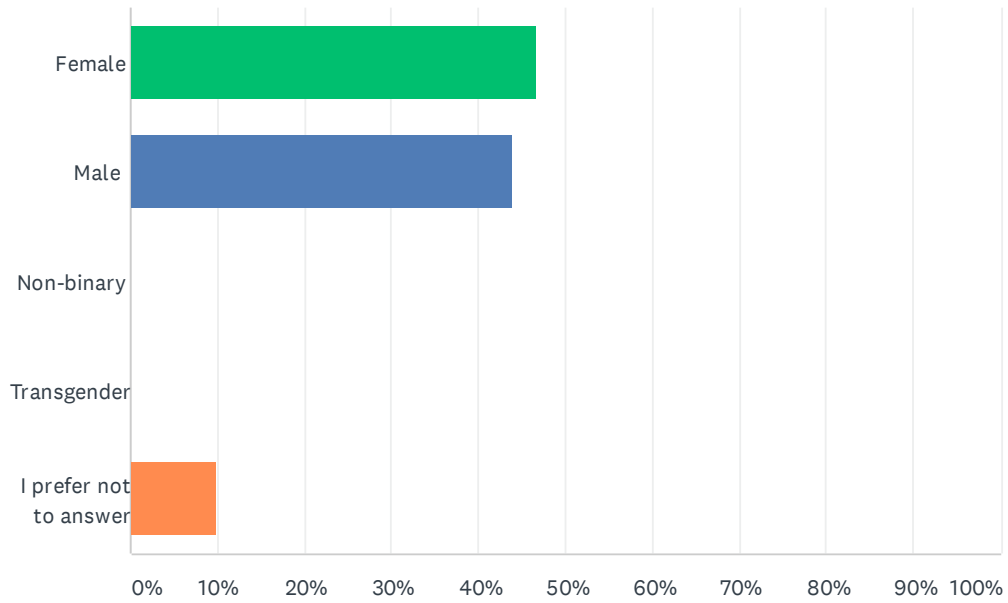
Answered: 205 Skipped: 10



ANSWER CHOICES	RESPONSES	
None of the above	3.41%	7
Receive all 911 calls for assistance	78.54%	161
Respond to domestic incidents	80.00%	164
Respond to homeless incidents	66.34%	136
Respond to emotionally disturbed person incidents	74.63%	153
Respond to protest/crowd control incidents	79.51%	163
Have police officers in schools	36.59%	75
Respond to sick/injured calls	60.00%	123
Total Respondents: 205		

Q24 Which of the following most accurately describes you?

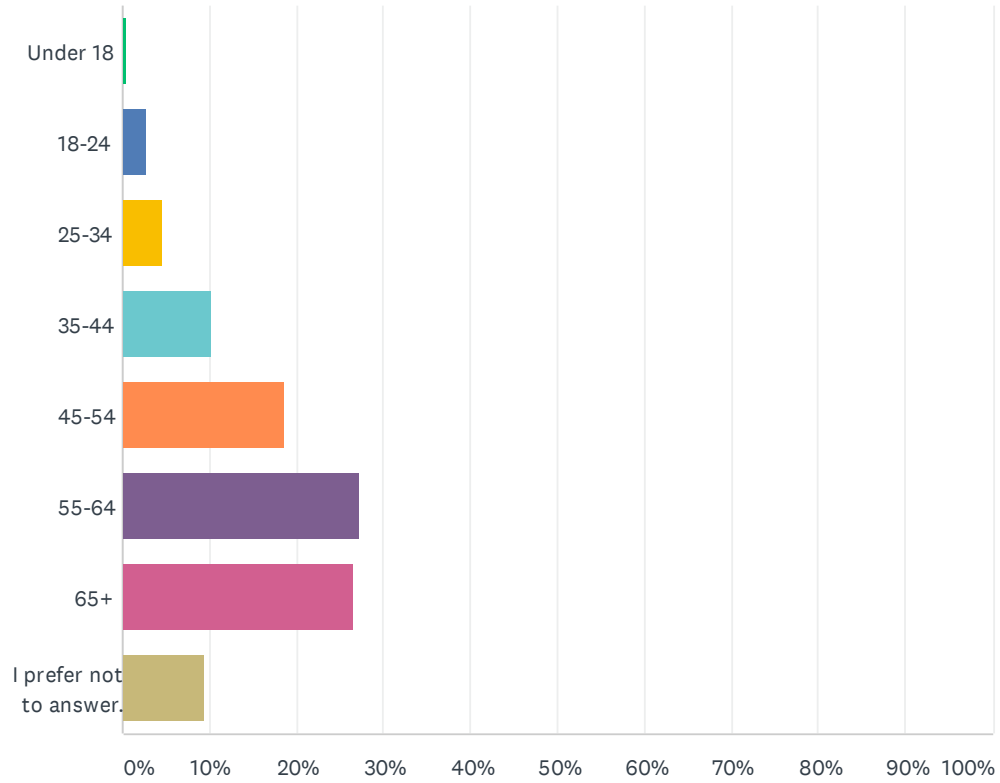
Answered: 214 Skipped: 1



ANSWER CHOICES	RESPONSES	
Female	46.73%	100
Male	43.93%	94
Non-binary	0.00%	0
Transgender	0.00%	0
I prefer not to answer	9.81%	21
Total Respondents: 214		

Q25 Which bracket reflects your age?

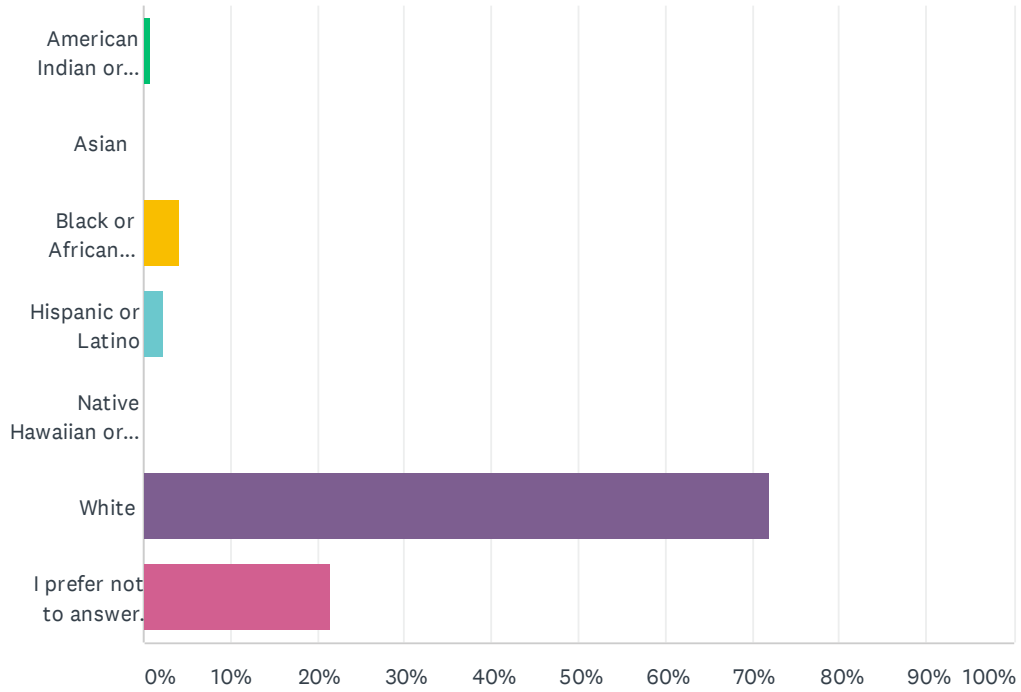
Answered: 214 Skipped: 1



ANSWER CHOICES	RESPONSES	
Under 18	0.47%	1
18-24	2.80%	6
25-34	4.67%	10
35-44	10.28%	22
45-54	18.69%	40
55-64	27.10%	58
65+	26.64%	57
I prefer not to answer.	9.35%	20
TOTAL		214

Q26 What ethnicity best describes you?

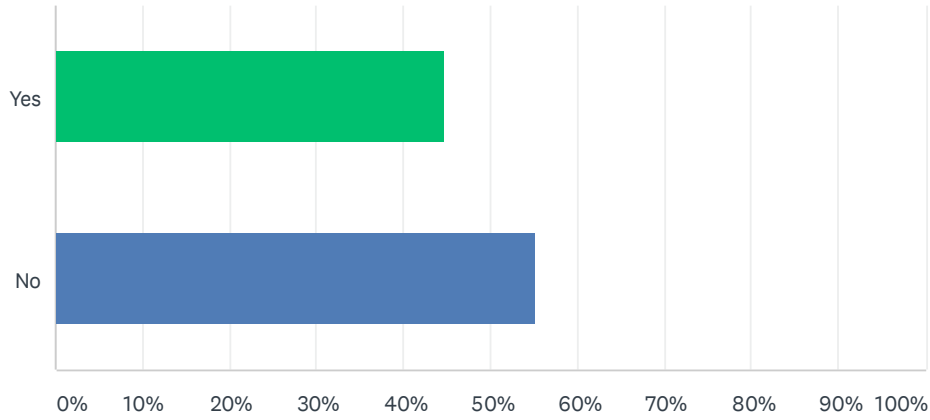
Answered: 214 Skipped: 1



ANSWER CHOICES	RESPONSES	
American Indian or Native American	0.93%	2
Asian	0.00%	0
Black or African American	4.21%	9
Hispanic or Latino	2.34%	5
Native Hawaiian or Other Pacific Islander	0.00%	0
White	71.96%	154
I prefer not to answer.	21.50%	46
Total Respondents: 214		

Q27 May we contact you regarding this survey?

Answered: 210 Skipped: 5



ANSWER CHOICES	RESPONSES	
Yes	44.76%	94
No	55.24%	116
TOTAL		210

Q28 Please enter your name and contact information below.

Answered: 107 Skipped: 108

ANSWER CHOICES	RESPONSES	
Name	96.26%	103
Company	7.48%	8
Address	94.39%	101
Address 2	4.67%	5
City/Town	98.13%	105
State/Province	96.26%	103
ZIP/Postal Code	96.26%	103
Country	82.24%	88
Email Address	88.79%	95
Phone Number	89.72%	96